



Discover our trees on
Pinetum Explorer

As well as being an important global resource for conifer conservation, our world renowned arboretum is a place for everyone to slow down, look around and connect with trees. And by visiting Bedgebury you are helping to support our important conservation work.

At the heart of Bedgebury lies the National Pinetum – a unique tree collection of conifers from around the world. With over 12,000 tree specimens growing across 320 acres, and featuring many rare, endangered and historically important species, our pinetum is regarded as one of the most complete collections of conifers in the world.

A world leading tree collection



Escape the everyday and get the blood pumping with an awesome Go Ape adventure, featuring high speed zips and free fall Tarzan swings.



Discover scenic family cycle rides on forest paths. It's excitement you're after, test your mountain biking skills on our singletrack trails.

Cycling

Get active with miles of quiet and safe off-road running routes through a stunning woodland setting. Choose from 2km, 3km, 5km or 10km waymarked trails.

Running

Give your mind, body and soul a boost with a walk through our beautiful botanical garden or explore the wider forest. Enjoy fresh, clean air while spotting an array of wildlife in the peaceful surroundings.

Walking

Adventure in a world of trees



Play & adventure

Relive the adventure of plant hunters on our play trail or create your own fun with natural play in the forest.

Horse riding

Join in TROT to ride on tollide tracks and use the box park and picnic area.

Visit tollides.org.uk

Learning

Uncover the secrets of Bedgebury National Pinetum with your class. We offer guided and self-led activities for visiting schools and groups.

Events & activities

Bedgebury offers a seasonal programme of events and wellbeing activities for all ages and fitness groups.

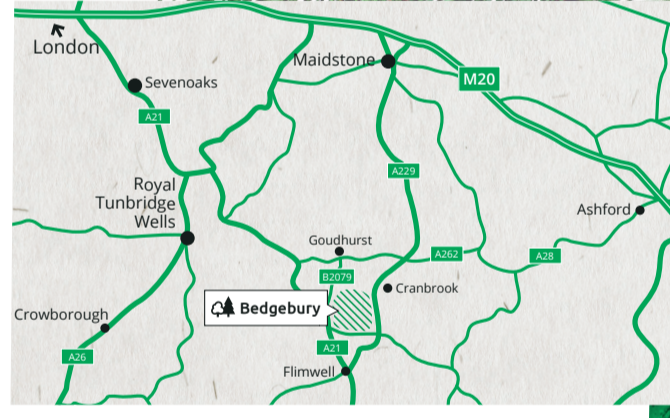
For more information visit forestryengland.uk/bedgebury

Discover Bedgebury

Bedgebury is an award winning visitor attraction comprising of the National Pinetum, a world-renowned tree collection, and Bedgebury Forest.

The forest is home to a children's play trail, Go Ape high ropes courses, many miles of family cycling and mountain bike trails and waymarked running routes.

Whether exploring the forest or the pinetum, Bedgebury provides a beautiful and tranquil setting to walk, play, picnic, learn, immerse in nature and enjoy.



Contact us
t: 01580 879820
e: bedgebury@forestryengland.uk

Bedgebury National Pinetum & Forest,
Lady Oak Lane, Goudhurst, Kent
Postcode: TN17 2SJ

OS grid ref: TQ716333
What3words for main entrance:
[outnumber.maps.recline](https://www.what3words.com/outnumber.maps.recline)

Bike hire & shop
t: 0330 088 4311
quenchuk.co.uk

Bedgebury Forest Cycle Club
boarsonbikes.co.uk

Go Ape
t: 01603 895500
goape.co.uk

Kent High Weald Partnership
khwp.org.uk

Bedgebury is open all year (except Christmas day) from 8am. Please check our website or on-site notices for closing times.

forestryengland.uk/bedgebury
f [bedgeburypinetum](https://www.facebook.com/bedgeburypinetum) @ [bedgebury.pinetum](https://www.instagram.com/bedgebury.pinetum)
X @bedgeburyP



Forestry England forests and woodlands have been certified in accordance with the UK Woodland Assurance Standard (UKWAS)



For alternative formats, please get in touch:
Call **0300 067 4000** or email info@forestryengland.uk

3040 /Feb/ 24 © Crown copyright



Forestry England

Bedgebury National Pinetum and Forest



Map inside

forestryengland.uk

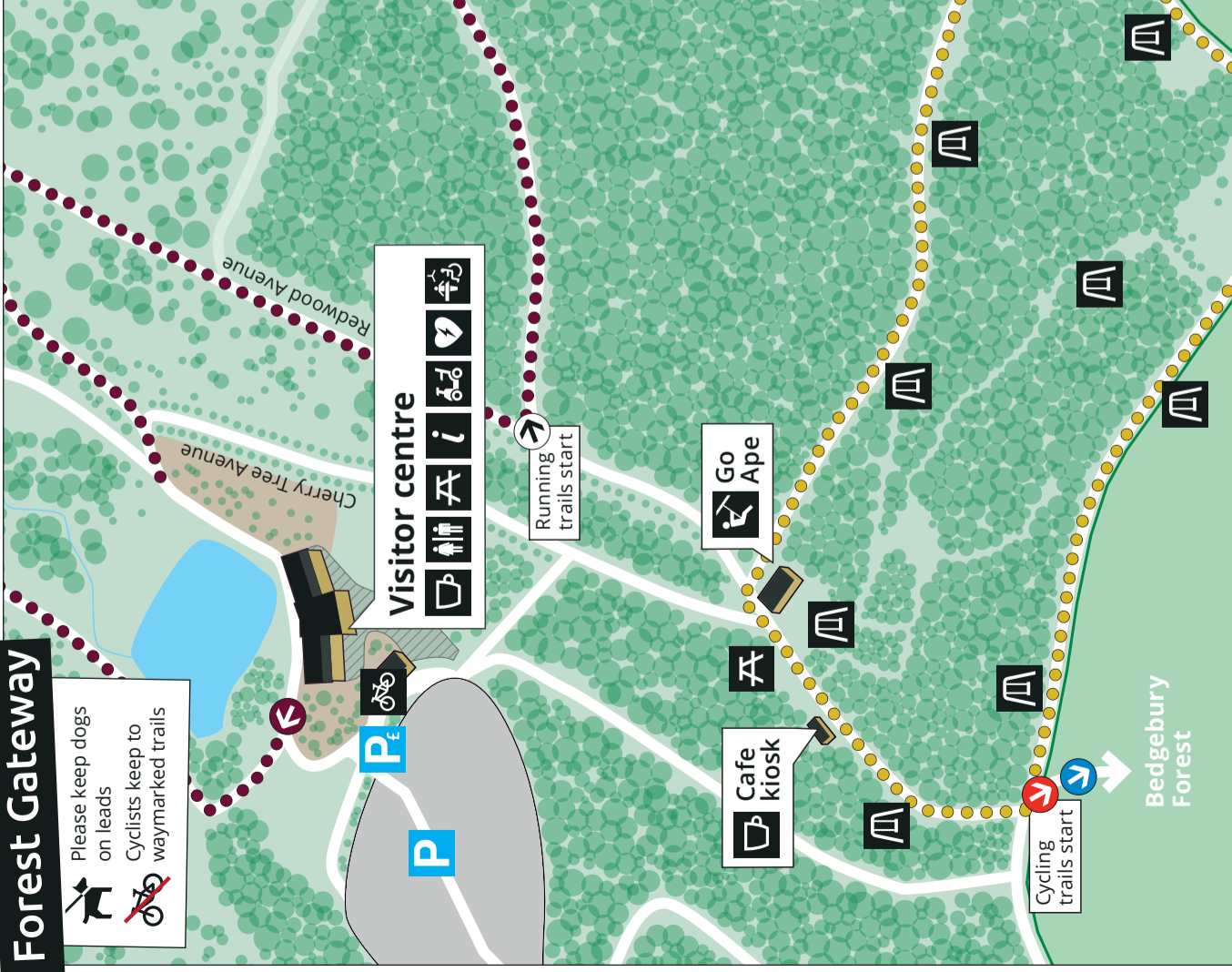
Join today

As a member you'll be supporting the nation's forests and get free onsite parking, forest updates and discounts.

forestryengland.uk/membership

Forest Gateway

Please keep dogs on leads
Cyclists keep to waymarked trails



Running trails

2km (1.2 miles) **3km (1.9 miles)**
5km (3.1 miles) **10km (6.2 miles)**

Experience clean outdoor air to keep your body and mind happy, in a traffic-free environment with stunning and varied scenery.

To find the right trail, head to the running trails start or pick up a map from the visitor centre.

Play trail •••

2 km (1.2 miles)

Follow in the footsteps of historic plant hunters to discover the Shipwreck, Conifer Crossing, Puzzle Forest and much more.

Cafe

Sample our delicious menu after a forest adventure while enjoying panoramic views of the pinetum from the stunning atrium.



Pinetum trail •••

1.3 km (0.8 miles) short loop
2.6 km (1.6 miles) long loop

Explore the internationally significant tree collection throughout the seasons, on a route that is suitable for all ages and abilities, taking in the pinetum's highlights.

Gruffalo sculptures

Can you find Gruffalo and his friends hiding in the National Pinetum. The Gruffalo sculptures are off hard paths with some steep grassy slopes along the way.

Family cycle trail

Grade: Blue Moderate
4km (2.5 miles) short loop
9km (5.6 miles) long loop, two-way

A scenic forest route ideal for all abilities. This shared-use trail is surfaced, with mainly gentle gradients and some steeper inclines.

Single track mountain bike trail

Grade: Red Difficult
13km (8 miles) one-way

Designed for proficient mountain bikers who enjoy all the challenges that this sport offers. An exhilarating riding experience.

To find the right trail, head to the cycling trails start or pick up a map from the visitor centre.



Bike hire

Our on-site bike shop offers a complete service; from bike hire, sales and repairs, to coaching for all ages and abilities.

Emergency info

Name of key location:
Bedgebury National Pinetum & Forest, Lady Oak Lane, Goudhurst, Kent, TN17 2SJ
Grid ref: TQ716333

What3words: outnumber, maps, recline

Hospital with A&E unit:
Tunbridge Wells Hospital, Tonbridge Road, Pembury, Tunbridge Wells, TN2 4QJ
T: 01622 729000

In case of an emergency call 999. Inform Forestry England on 01580 879820

Forest code

- Guard against all risks of fire
- Protect and respect wildlife, plants and trees
- Keep dogs under control and clean up after them
- Take your litter home
- Make no unnecessary noise
- Take only memories away
- The forest is for everyone. Please be aware of other visitors

- No BBQs
- No campfires
- No drones
- No quad bikes, motorbikes or illegal e-bikes

Key

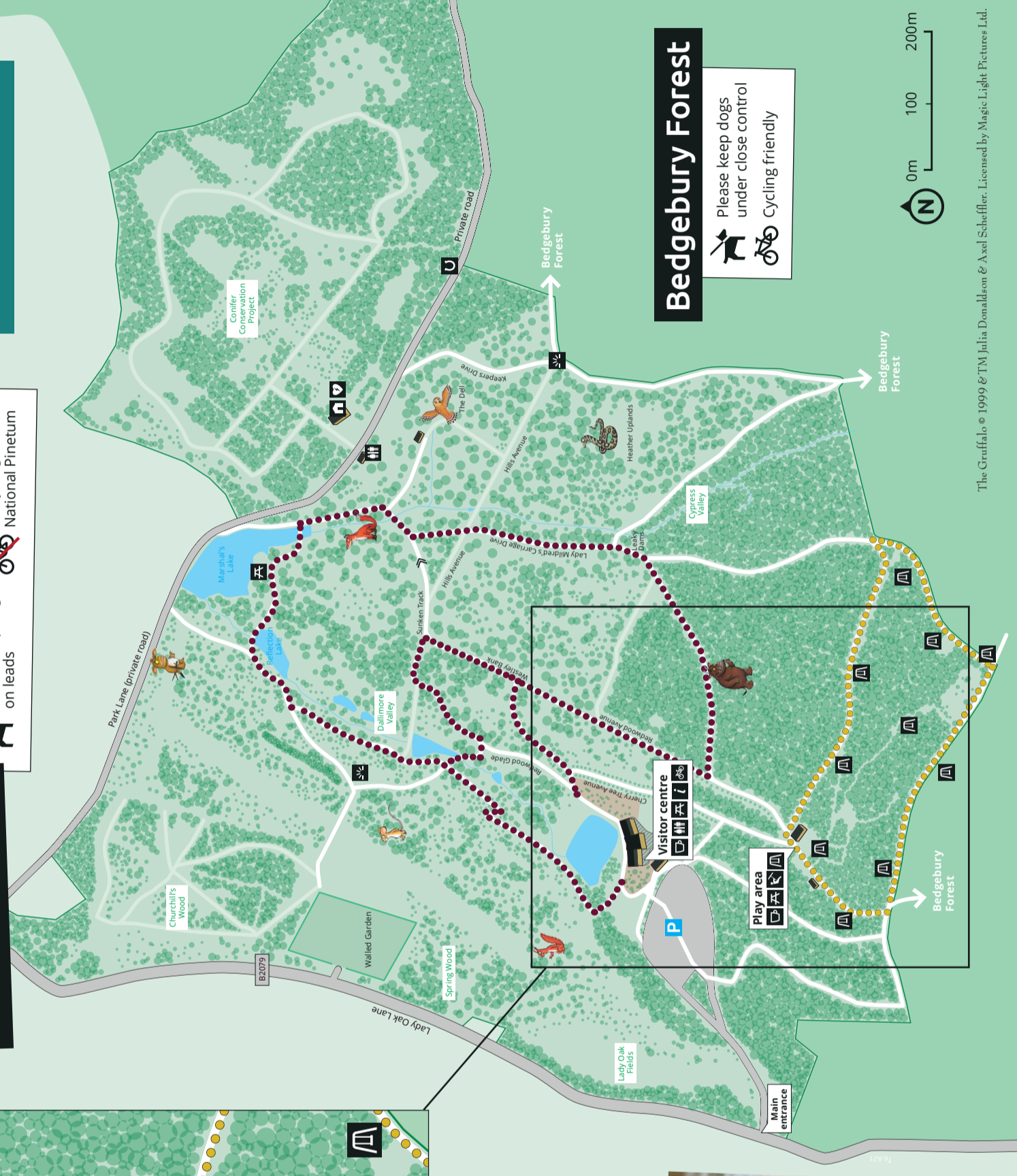
- Parking
- Pay machine
- Toilets
- Accessible toilet (Changing Places facility)
- Tramper hire (free, booking required)
- Information
- Bike hire & shop
- Forest office
- Cafe
- Go Ape
- Picnic area
- Play equipment
- Viewpoint
- Defibrillator
- Trail starts
- Steep slopes
- Horsebox parking (TROT access only)
- Gruffalo sculptures

National Pinetum

Please keep dogs on leads



No cycling in the National Pinetum



Bedgebury Forest

Please keep dogs under close control
Cycling friendly